

The ReligiousInsite Priorities Report 2017

Prepared for: MissionInsite
 Study area: Geography: Zip Codes - 29501 (SC)

Date of Report: 5/28/2020
 Quad Project Version: 2017

About the NEW 2017 Quadrennium Reports

The Quadrennium Project provides a projection of likely religious beliefs, preferences and practices for a defined study area. It is based upon the Quadrennium Project national survey conducted by MissionInsite every five (5) years. While general religious data is available through various organizations, only MissionInsite can provide local geography projections that are current. This report is based upon the 2017 Quadrennium Survey; the most recent following the initial 2012 survey.

There are two reports in the Quadrennium Survey series for 2017. The first report is called ReligiousInsite. It provides insights into community beliefs and religious preferences. The second report is called MinistryInsite. The focus of this report is on practical applications of the 2017 survey. It includes life concerns, reasons for non-participation or considered non-participation in a religious congregation or community and a list of preferred ministries or programs--all of which is based upon the very specific profile of the study area. One final innovation for this survey version is the "Priority Lists". Using MissionInsite analytics, very customized priority lists zoom the reader right into the heart of study area concerns, program and ministry preferences and more.

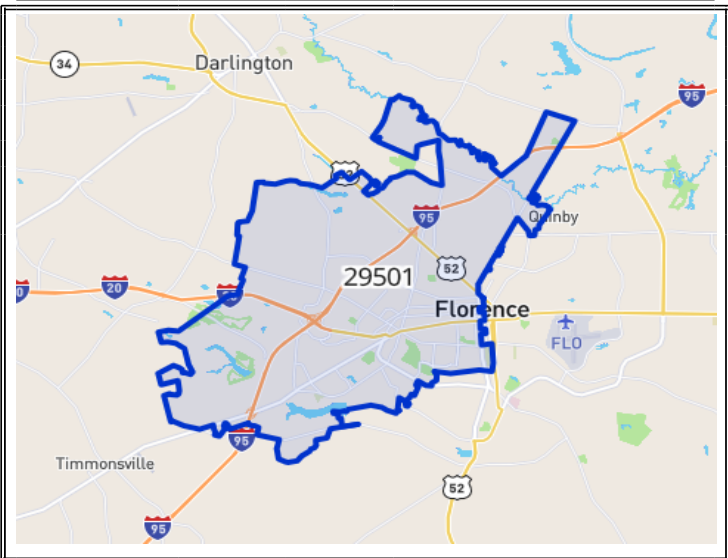
Additionally, there are two reports that capture just the priorities of some survey questions based upon strengths of beliefs plus the direction of the beliefs, whether towards agreement or disagreement. These two reports correspond to the fuller reports. The first is the ReligiousInsite Priorities Report and the second, the MinistryInsite Priorities Report. These priority lists are all found in the fuller reports.

Contents of the ReligiousInsite **Priorities** Report

There are four sections in the ReligiousInsite Priorities Report. Each section provides multiple views into the topic of the section.

Topics	Page
Beliefs about God	2
Beliefs about Jesus	3
Beliefs about Social & Moral Values	4
Faith and Religious Involvement	6

The Study Area



Data Detail Reports and Supporting Documents

The **ReligiousInsite Priority Report** provides a top level view that summarizes and prioritizes the topic areas of the full **ReligiousInsite Report**. To obtain the full and complete supporting detail, please obtain the **ReligiousInsite Report**. Additionally, to understand ministry or program preferences, please obtain the **MinistryInsite Report**.

Quadrennium Project White Paper

A White Paper that provides specific information about how the Quadrennium Project was developed is available on the MissionInsite website. This document will present the concept behind the project, the survey that was fielded and how projections into specific geographic areas is accomplished.

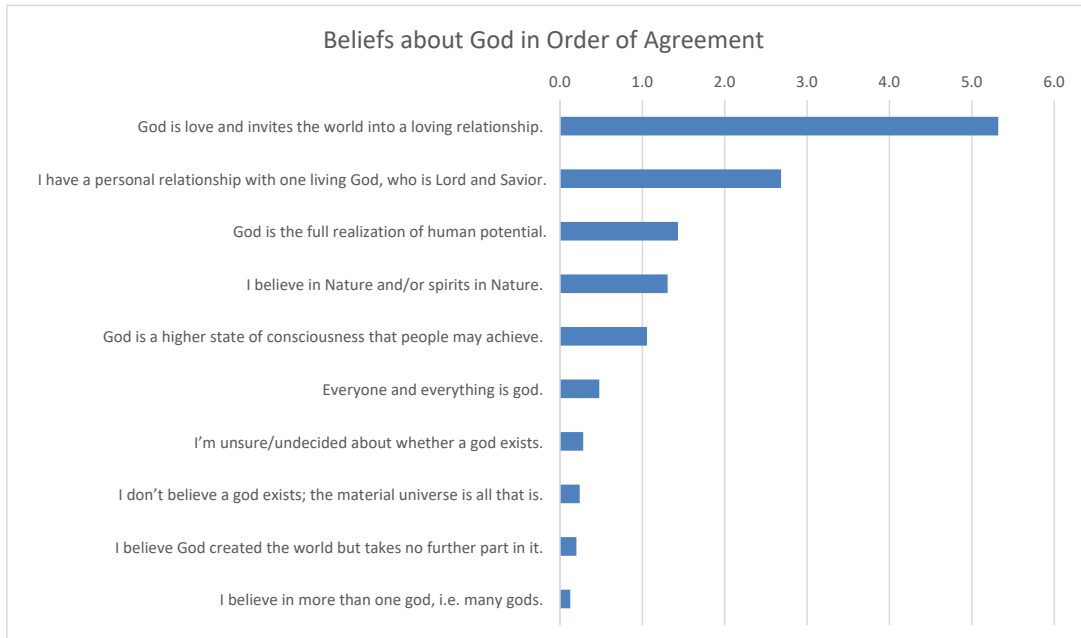


ReligiousInsite Priority Report 2017

Prepared for: MissionInsite Date of Report: 5/28/2020
 Study Area: Geography: Zip Codes - 29501 (SC) Quad Project Version: 2017
 Quadrennium Report Region: South

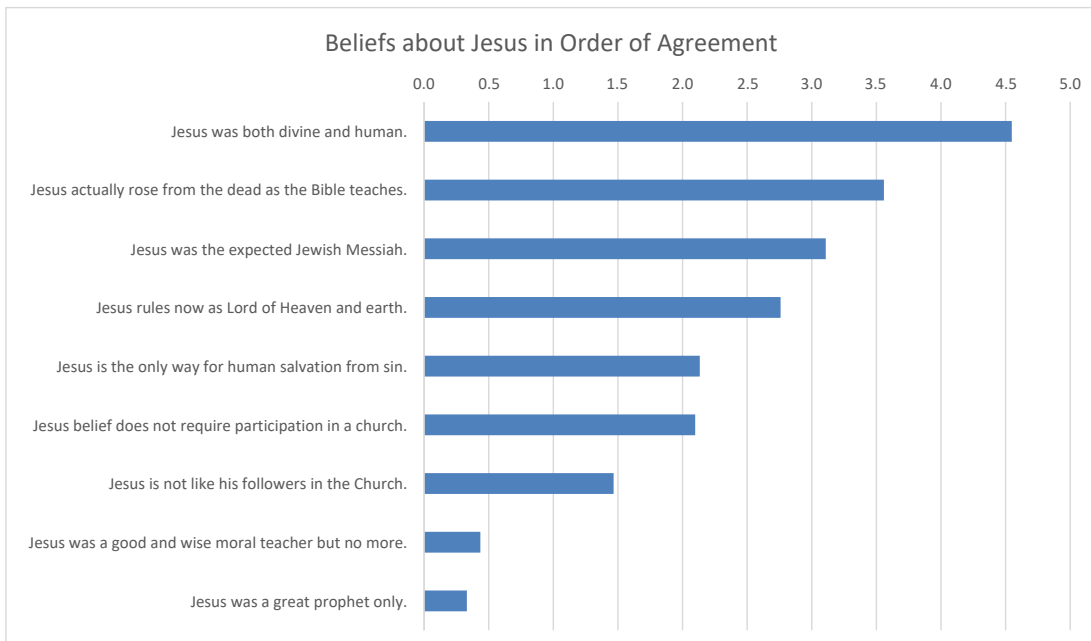
Beliefs about God

Priority List	Beliefs about God in Rank Order			
	<i>Ranking</i>	<i>Concern</i>	<i>Ratio</i>	<i>Strength</i>
	1	God is love and invites the world into a loving relationship.	5.3	Very strong agreement
	2	I have a personal relationship with one living God, who is Lord and Savior.	2.7	Weak agreement
	3	God is the full realization of human potential.	1.4	Weak agreement
	4	I believe in Nature and/or spirits in Nature.	1.3	Weak agreement
	5	God is a higher state of consciousness that people may achieve.	1.1	Weak agreement
	6	Everyone and everything is god.	0.5	Very weak agreement
	7	I'm unsure/undecided about whether a god exists.	0.3	Very weak agreement
	8	I don't believe a god exists; the material universe is all that is.	0.2	Very weak agreement
	9	I believe God created the world but takes no further part in it.	0.2	Very weak agreement
	10	I believe in more than one god, i.e. many gods.	0.1	Very weak agreement



Beliefs about Jesus

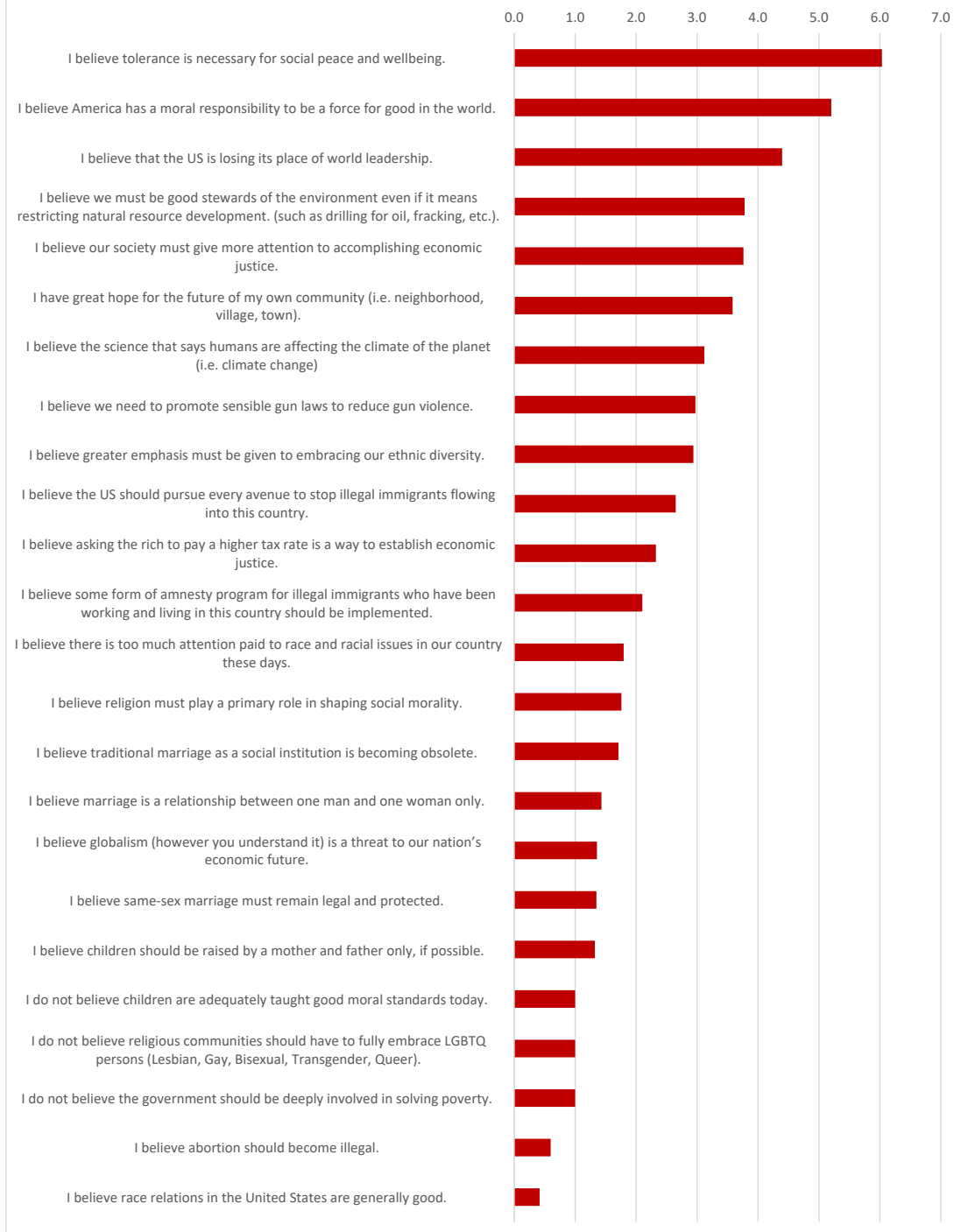
Priority List		Beliefs about Jesus in Rank Order		
Ranking	Concern	Ratio	Strength	
1	Jesus was both divine and human.	4.5	Somewhat strong agreement	
2	Jesus actually rose from the dead as the Bible teaches.	3.6	Weak agreement	
3	Jesus was the expected Jewish Messiah.	3.1	Weak agreement	
4	Jesus rules now as Lord of Heaven and earth.	2.8	Weak agreement	
5	Jesus is the only way for human salvation from sin.	2.1	Weak agreement	
6	Jesus belief does not require participation in a church.	2.1	Weak agreement	
7	Jesus is not like his followers in the Church.	1.5	Very weak agreement	
8	Jesus was a good and wise moral teacher but no more.	0.4	Very weak agreement	
9	Jesus was a great prophet only.	0.3	Very weak agreement	



Beliefs about Social & Moral Values

Priority List	Social and Moral Beliefs by Strength of Importance		
	Ranking	Concern	Ratio Strength
	1	I believe tolerance is necessary for social peace and wellbeing.	6.0 Somewhat strong agreement
	2	I believe America has a moral responsibility to be a force for good in the world.	5.2 Somewhat strong agreement
	3	I believe that the US is losing its place of world leadership.	4.4 Somewhat strong agreement
	4	I believe we must be good stewards of the environment even if it means restricting natural resource development. (such as drilling for oil, fracking,	3.8 Very weak agreement
	5	I believe our society must give more attention to accomplishing economic justice.	3.8 Very weak agreement
	6	I have great hope for the future of my own community (i.e. neighborhood, village, town).	3.6 Very weak agreement
	7	I believe the science that says humans are affecting the climate of the planet (i.e. climate change)	3.1 Very weak agreement
	8	I believe we need to promote sensible gun laws to reduce gun violence.	3.0 Very weak agreement
	9	I believe greater emphasis must be given to embracing our ethnic diversity.	2.9 Very weak agreement
	10	I believe the US should pursue every avenue to stop illegal immigrants flowing into this country.	2.6 Very weak agreement
	11	I believe asking the rich to pay a higher tax rate is a way to establish economic justice.	2.3 Very weak agreement
	12	I believe some form of amnesty program for illegal immigrants who have been working and living in this country should be implemented.	2.1 Very weak agreement
	13	I believe there is too much attention paid to race and racial issues in our country these days.	1.8 Very weak agreement
	14	I believe religion must play a primary role in shaping social morality.	1.8 Very weak agreement
	15	I believe traditional marriage as a social institution is becoming obsolete.	1.7 Very weak agreement
	16	I believe marriage is a relationship between one man and one woman only.	1.4 Very weak agreement
	17	I believe globalism (however you understand it) is a threat to our nation's economic future.	1.4 Very weak agreement
	18	I believe same-sex marriage must remain legal and protected.	1.3 Very weak agreement
	19	I believe children should be raised by a mother and father only, if possible.	1.3 Very weak agreement
	20	I do not believe children are adequately taught good moral standards today.	1.0 Very weak agreement
	21	I do not believe religious communities should have to fully embrace LGBTQ persons (Lesbian, Gay, Bisexual, Transgender, Queer).	1.0 Very weak agreement
	22	I do not believe the government should be deeply involved in solving poverty.	1.0 Very weak agreement
	23	I believe abortion should become illegal.	0.6 Very weak agreement
	24	I believe race relations in the United States are generally good.	0.4 Very weak agreement

Social and Moral Beliefs in Order of Agreement



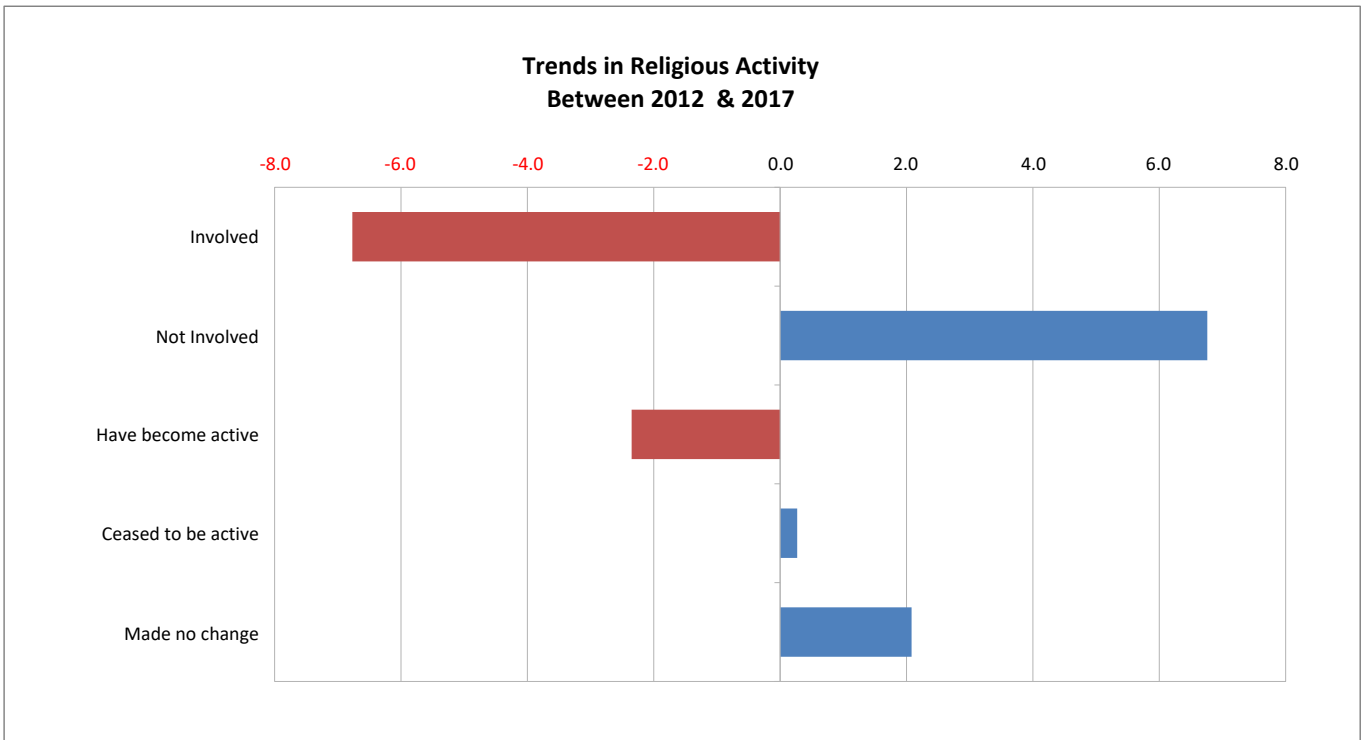
Faith and Religious Involvement

Activity in a Religious Congregation or Community

Study Area Comparison between 2012 & 2017	2012	2017	Point Change Between Surveys
	Projected percentage involved	44.9%	38.1%
Projected percentage NOT involved	55.1%	61.9%	6.8

	2012	2017	Point Change Between Surveys
Directional Change in Involvement			
Percent likely to have become active	7.9%	5.6%	-2.4
Percent likely to have ceased to be active	16.0%	16.3%	0.3
Percent Likely to have made no change	76.1%	78.2%	2.1

Hint: Both of these tables compare the level of involvement today and the direction of active involvement reviewed above and then compare the same data from 5 years ago in the 2012 Survey.



Supporting Information

Interpreting the Report

The Quadrennium Project reports are formatted to help you interpret data at a glance.

Comparative Indexes: All variables will have a column called "Comparative Index." An index is an easy way to compare a study area with a larger area. For this report, all comparisons are with the national averages for the data item. The indexes can be interpreted as follows.

- Indexes of 100 mean the study area variable is the same as its base area.
- Indexes greater than 100 mean the study area variable is above the base area. The higher the number, the greater it is above the base.
- Indexes less than 100 mean the study area variable is below the base area. The lower the number, the greater it is below the base.

Ratio: Calculated using Somewhat Agree + Strongly Agree divided by Somewhat Disagree + Strongly Disagree

Color Coding: The "Comparative Indexes" columns are color coded to easily spot any change and the direction of that change.

Index: Above Ave Ave Below Ave.

Support

If you need support with this report, please email MissionInsite at misupport@missioninsite.com.